









	DHW storage tanks					
	WBO TN	WBL	WBO Uno	WBO Duo	WBO H	WP/SOL
	Page 12	Page 13	Page 14	Page 16	Page 18	Page 20
Energy efficiency class	<b>A</b>	<b>B/C</b>	<b>B/C</b>	<b>B/C</b>	<b>B/C</b>	<b>B/C</b>
Application						
Gas	•	•	•	•	•	•
Oil	•	•	•	•	•	•
Pellets/Wood	•	•	•	•	•	•
Heat pump					•	•
District heating	•	•	•	•	•	•
Solar				•		•
Electric <sup>1)</sup>		•	•	•	•	•
Capacity	120, 160 l	150, 200 l	120, 150, 200, 300, 400, 500, 800, 1000, 1500, 2000, 3000 l	300, 400, 500, 800, 1000, 1500, 2000, 3000 l	200, 300, 400, 500, 800, 1000, 1500 l	400, 500, 800, 1000, 1500 l

	Combi Tanks Tank-in-Tank	Combi-Hygienic tanks		
	WPKR H Twin	Wikosol - 0	Wikosol - 1	Wikosol - 2
	Page 28	Page 30	Page 31	Page 32
Energy efficiency class	<b>B/C</b>	<b>B/C</b>	<b>B/C</b>	<b>B/C</b>
Application				
Gas	•	•	•	•
Oil	•	•	•	•
Pellets/Wood	•	•	•	•
Heat pump	•			
District heating	•	•	•	•
Solar	•		•	•
Electric <sup>1)</sup>	•	•	•	•
Capacity				
Kapazität	600, 800, 1000 l	600, 800, 1000, 1500, 2000 l	600, 800, 1000, 1500, 2000 l	600, 800, 1000, 1500, 2000 l

1) can be optionally upgraded with an electric heating element or an electric heating flange respectively

2) can be combined with all cooling generators and reversible heat pumps

	Buffer tanks			
	WPS	WPH	WPR	WPRR
				
	Page 22	Page 24	Page 26	Page 27
Energy efficiency class				
Application				
Gas	•	•	•	•
Oil	•	•	•	•
Pellets/Wood	•	•	•	•
Heat pump	•	•	•	•
District heating	•	•	•	•
Solar			•	•
Electric <sup>1)</sup>	•	•	•	•
Capacity	200, 300, 400, 500, 800, 1000, 1500, 2000, 3000 l	200, 300, 400, 500, 600, 800, 1000, 1500, 2000, 3000 l	600, 800, 1000, 1500, 2000, 3000 l	600, 800, 1000, 1500, 2000, 3000 l

	Kältespeicher <sup>2)</sup>		Bath/Terrace ovens/Fire bowls		Solar system tanks
	WKS complete	WKS	Coal / pressure bathing oven	Fire bowls	WIKOSUN LiSa
					
	Page 34	Page 35	Page 39	Page 40	Page 48
Application					
Gas					
Oil					
Pellets/Wood			Coal/Wood	Coal/Wood	
Heat pump	•	•			
District heating					
Solar					•
Electric <sup>1)</sup>	•	•			
Capacity	150, 200, 300, 400, 500, 800, 1000, 1500, 2000, 3000 l	150, 200, 300, 400, 500, 800, 1000, 1500, 2000, 3000 l	100l		55, 121 l